




Miss Collins

1st Grade

Room 206

2015-2016



Welcome Mason Families

Important information to share:

- ♦ **The Attendance Line is 432-4401** - you may report an absence 24/7 on the attendance line. Absences must be called in **PRIOR** to 9:00 a.m. so that all children are accounted for. Please remember that **we would like all children to be fever free for 24 hours before returning to school.**
- ♦ **Cell Phones, iPods, electronic devices** - please do not send your child to school with expensive electronic devices, there are no locks on our lockers! ALL cell phones and electronic devices that are brought to school **MUST** be turned into the office first thing in the morning. Students are responsible for picking up their stuff after school.
- ♦ **Student Safety** - PLEASE make sure your child is walking straight home after school. Crossing guards are done at 4:00 p.m. Students crossing busy streets like Mack and Vernier will not have the very important protection the crossing guards provide if they linger on our playground after school.
- ♦ **Classroom Interruptions** - Please bring forgotten items directly to the office for delivery to your child. Classrooms should not be interrupted during instruction.
- ♦ **After School Plans** - All after school play dates **NEED** to be arranged prior to school. Children will **NOT** be allowed to use the office phones after school to set-up play dates.
- ♦ **What's the Plan?** -Please make every effort to ensure that your child knows the plan for pick-up in the morning. When emergencies arise we will relay those details. *We cannot guarantee delivery of messages received after 3:20 p.m.*
- ♦ **REMIND** - children that if they do not find their ride after school they should come to the office *immediately* so that a parent can be contacted.
- ♦ **UPDATE** - your emergency contact telephone numbers when changes occur. Please make sure you have working voice mailboxes so messages can be left on them. If there is an emergency we need to be able to reach you quickly - help us keep your child safe!

6-3. HOW PARENTS CAN HELP THEIR CHILDREN WITH HOMEWORK

1. Set up a homework schedule.

For some children, the responsibility of deciding when to sit down and do homework may be too difficult. Children may decide to do their homework after school or after dinner. This is a personal choice and has to do with learning style; however, once the time is determined, the schedule should be adhered to as closely as possible.

2. Rank assignments.

For some children, the decision as to what to do first becomes a major chore. They may dwell over this choice for a long period of time because everything takes on the same level of importance. Ranking assignments means that the parent determines the order in which the assignments are completed.

3. Do not sit next to your child while he or she does homework.

Employing this technique may create learned helplessness because the same "assistance" is not imitated in the classroom. Parents serve their children better by acting as resource persons to whom the child may come with a problem. After the problem is solved or the question answered, the child should return to his or her work area without the parent.

4. Check correct problems first.

When your child brings you a paper to check, mention to him or her how well he or she did on the correct problems, spelling words, or other work. For those that are incorrect say, "I bet if you go back and check these over you may get a different answer."

5. Never let homework drag on all evening.

The only thing accomplished by allowing a child to linger on homework hour after hour with very little performance is increased feelings of inadequacy. If this occurs, end the work period after a reasonable period of time, and write the teacher a note explaining the circumstances.

6. Discuss homework questions before your child reads the chapter.

Discuss the questions to be answered before the child reads the chapter. In this way he or she will know what important information to look for while reading.

7. Check small groups of problems at a time.

Many children can benefit from immediate gratification. Have your child do five problems and then come to you to check them. Additionally, if the child is doing the assignment incorrectly, the error can be detected and explained, preventing the child from doing the entire assignment incorrectly.

8. Place textbook chapters on tape.

Research indicates that the more sensory input children receive, the greater the chance the information will be retained. For instance, parents can place science or social studies chapters on tape so that the child can listen while reading along.

Partnering To Ensure Student Success at School:

Be On Time:

- Arrive on Mondays by 9:05 and Tuesdays thru Fridays by 8:20.
- Arriving on time provides your child and other students the most optimal learning environment. Tardiness creates gaps in learning.
- Arriving on time sends the message that school is important.
- Pick up your child at dismissal. Dismissal is Mondays thru Fridays at 3:38. Please call the office if you will be late.

Be Informed:

- Read classroom newsletters & the Mason Gazette for classroom and building happenings. Sign up for email communications in classrooms.
- Sign student planners each night. Discuss with your child what they are learning, what assignments or projects they are working on, and when work is due. Look for homework and classroom notes to inform.

Follow Building Procedures:

- Procedures are in place for student safety.
- Set an example by modeling building procedures for your child, following the parking lot rules, and reviewing the PBS Procedures.
- Wait outside the building in the morning until staff picks up students.
- Students enter the building with their class and teacher.
- Wait outside the building at dismissal time. Students will be dismissed by their teacher at their exit door at 3:38.
- Make appointments to speak with a teacher. Do not visit classrooms in the morning as teachers are preparing for the day.
- Check in at the office when entering the building. Leave forgotten items at the office for a convenient time for your child to pick up.
- Volunteers must sign-in at the office and wear a volunteer badge.

Set Routines at Home:

- Routines help children know what to expect, increase learning, increase independence, and decrease behavior issues.
- Set a regular homework schedule without distractions i.e. the TV.
- Help your child pack his/her backpack the night before school. **MAKE SURE ALL HOMEWORK IS COMPLETE AND BEING RETURNED.**
- Enforce consistent bedtimes and wake up times.
- Have your child eat a healthy breakfast before school. Mason offers breakfast on Mondays at 8:40 and Tuesday thru Friday at 8:00 for _____.
- Schedule DEAR time where everyone Drops Everything And Reads. Modeling is a powerful tool.

Send A Healthy Snack for Snack Time:

- A healthy snack includes: cheese sticks, fruits, vegetables, crackers and cheese, and yogurt.
- Treats like cookies, candy, hostess products, pop tarts, juice and chips drain energy rather than provide energy.

Welcome to First Grade!



Welcome
Friends!

Class and Curriculum Overview Teacher - Miss Collins

Balanced Literacy Program

A new program developed in collaboration with Oakland Schools/MAISA.



Reader's Workshop

- ✓ Guided Reading is a small-group instructional time for which children are grouped according to their instructional reading level. It takes place during reading workshop time and is designed to bring young readers to a level of independence. The small group reinforces what they learn in whole-group instruction and through their individual work. Small-group time emphasizes specific goals or strategies, and the groups change frequently because the children grow and change as readers.
- ✓ Your child will be assessed and given an alphabetical letter that corresponds to their reading level. Often times, there are many different reading levels within a first grade classroom.



Writer's Workshop

- ✓ Writer's workshop consists of a mini-lesson each day (writing strategies), conferencing and sharing time. Routines are a critical part of writing workshop. Having a set structure helps the children make appropriate decisions and accomplish their goals. The main purpose is to use this time to equip children with lifelong strategies they can use writers.



Spelling

- ✓ Each week we will concentrate on a word family and five high-frequency words (Wall Words). Word work will be practiced daily, however the children will only be tested on Friday mornings on the high-frequency (Wall Word) words. Tests on Wall Words will not begin until October.

Math

Developed by the University of Chicago School Mathematics Project. It will follow your children through their elementary school career.



Everyday Math

- ✓ This program provides a Family Letter for each unit. It is important to keep these letters in a safe place as it contains all the answers to the homework the student will be given.



Fact Fluency

Science

Developed by Foss

- ✓ Weather (to be studied throughout the year).
- ✓ Solids and Liquids
- ✓ New Plants

Social Studies

Developed by Scott Foresman. There are six units of study that will be taught throughout the year. The units may be taught out of this specific order so that they can be taught within the other classroom themes or timing of holidays, etc. throughout the calendar year.

- ✓ Time for School
- ✓ In My Community
- ✓ Work! Work! Work!
- ✓ Our Earth, Our Resources
- ✓ This is Our Country
- ✓ Our Country, Our World

First Grade High Frequency Words

a	find	know	out	two
about	first	like	over	up
after	for	little	people	use
all	from	long	said	very
an	had	made	see	was
and	has	make	she	water
are	have	many	so	way
as	he	may	some	we
at	her	more	than	were
be	him	most	that	what
been	his	my	the	when
but	how	no	their	where
by	I	not	them	which
called	if	now	then	who
can	in	of	there	will
could	into	on	these	with
did	is	one	they	words
do	it	only	this	would
down	its	or	time	you
each	just	other	to	your

Second Grade High Frequency Words

above	day	here	next	soon
across	different	high	night	sound
again	does	home	number	still
air	don't	house	off	story
almost	during	however	often	study
along	earth	important	old	such
also	end	keep	once	take
always	enough	kind	our	tell
animal	even	land	own	think
another	ever	large	page	those
any	every	last	paper	thought
around	far	left	part	three
asked	father	let	picture	through
away	feet	life	place	today
back	few	light	put	together
because	food	line	read	too
began	form	live	right	took
being	found	look	same	under
below	four	man	saw	until
best	get	me	says	us
better	give	men	school	want
between	go	might	second	well
big	going	mother	sentence	went
both	good	much	set	while
boy	got	must	should	white
came	great	name	show	why
children	hand	near	since	without
come	hard	need	slide	work
country	head	never	small	world
day	help	new	something	write
				year

6-3. HOW PARENTS CAN HELP THEIR CHILDREN WITH HOMEWORK

1. Set up a homework schedule.

For some children, the responsibility of deciding when to sit down and do homework may be too difficult. Children may decide to do their homework after school or after dinner. This is a personal choice and has to do with learning style; however, once the time is determined, the schedule should be adhered to as closely as possible.

2. Rank assignments.

For some children, the decision as to what to do first becomes a major chore. They may dwell over this choice for a long period of time because everything takes on the same level of importance. Ranking assignments means that the parent determines the order in which the assignments are completed.

3. Do not sit next to your child while he or she does homework.

Employing this technique may create learned helplessness because the same "assistance" is not imitated in the classroom. Parents serve their children better by acting as resource persons to whom the child may come with a problem. After the problem is solved or the question answered, the child should return to his or her work area without the parent.

4. Check correct problems first.

When your child brings you a paper to check, mention to him or her how well he or she did on the correct problems, spelling words, or other work. For those that are incorrect say, "I bet if you go back and check these over you may get a different answer."

5. Never let homework drag on all evening.

The only thing accomplished by allowing a child to linger on homework hour after hour with very little performance is increased feelings of inadequacy. If this occurs, end the work period after a reasonable period of time, and write the teacher a note explaining the circumstances.

6. Discuss homework questions before your child reads the chapter.

Discuss the questions to be answered before the child reads the chapter. In this way he or she will know what important information to look for while reading.

7. Check small groups of problems at a time.

Many children can benefit from immediate gratification. Have your child do five problems and then come to you to check them. Additionally, if the child is doing the assignment incorrectly, the error can be detected and explained, preventing the child from doing the entire assignment incorrectly.

8. Place textbook chapters on tape.

Research indicates that the more sensory input children receive, the greater the chance the information will be retained. For instance, parents can place science or social studies chapters on tape so that the child can listen while reading along.

Practice Activities for Spelling Test



Choose and do four of the five activities listed below. Check them off by writing in Mon. - Tues. - Wed. - Thurs. - Fri. - Sat. or Sun. on the day you did the activity. Ask someone at home to sign.

■ Clap, Cheer, and make motions up for the spelling words. Practice your routine five times for each word.

■ Put each word in a sentence. Tell your sentence to someone or write your sentence down on scrap paper and leave it at home.

■ Put the words in ABC order. Keep at home.


■ Write the words in Bubble Letters (draw the shapes around the letters) or Rainbow Write (write each letter in a different color).

■ Be a "Word Detective" and find the words in a book you are reading.



Parent Signature (Please check work!) _____

Miss Collins 1st Grade Class Roster



- 1.
- 2.
- 3.
- 4.
- 5.
- 6.
- 7.
- 8.
- 9.
- 10.
- 11.
- 12.
- 13.
- 14.
- 15.
- 16.
- 17.
- 18.
- 19.
- 20.
- 21.

Star Student of the Week



Dear _____,

_____ has been such a Super Student that they are this week's "Star Student of the Week"! They may bring in any items that they would like to share with the class. They may share an item throughout the week or choose to share everything in one day. Some examples of things our Star Student may bring in:

- Baby pictures until present
- Trophies/ribbons/plaques
- "Show and Tell" type of items

This is your chance to let your student shine! Thanks for your support and your super student!

Sincerely,
Miss Collins



Check, please!




Your child will bring home a **Paycheck** each Friday to let you know how their week at school was. Each day students earn a penny for working hard and following school and classroom rules. Students will receive a paycheck at the end of each week totaling \$0.05. However, if a child makes a poor choice/do not follow rules in the classroom or at recess, they lose their penny for that day with the reasoning written on the line marked “other”. Students may choose to save their money for a bigger item in our class store or may spend it all in one shopping trip!

Students will be able to shop with their paycheck on Friday mornings during our “Class Store”. All the items in our class store are marked at different prices so that every child is able to buy something no matter what they earned that week. Often children will hold onto their money for a week or longer so that they can buy a bigger item the next week.


What to help out? Our class store always has open shelf space. If you have anything you would like to donate to our penny store, please feel free to send it in with your child! One man’s trash is another man’s treasure!

Thank you for all of your help and support!

The First Grade Team



My Weekly Paycheck




Name: _____

	Earned \$.01	Other
Monday		
Tuesday		
Wednesday		
Thursday		
Friday		



My Weekly Paycheck



Name: _____

	Earned \$.01	Other
Monday		
Tuesday		
Wednesday		
Thursday		
Friday		

Miss Collins'

Special's Schedule

2015-2016

Day A: **Art**



Day B: **Library**



Day C: **Music**



Day D: **Gym**



September 2015

Sun	Mon	Tue	Wed	Thu	Fri	Sat
		First Teacher Pay Day	Full day staff development	Full day staff development		
	Labor Day	A	B	C	D	
	A	B	C	D	A	
	B	C	D	A	B	
	C	D	A			

October 2015

Sun	Mon	Tue	Wed	Thu	Fri	Sat
				B	C	
	D	A	B	C	D	
	A	B	C	D	A	
	B	C	D	A	B	
	C	D	A	B	C	

November 2015

Sun	Mon	Tue	Wed	Thu	Fri	Sat
	D	Mid-Winter Break	A	B	C	
	D	A	B	C	D	
	A	B	C	D	A	
	B	C	Thanksgiving Break			
	D					

December 2015

Sun	Mon	Tue	Wed	Thu	Fri	Sat
		A	B	C	D	
	A	B	C	D	A	
	B	C	D	A	B	
	Winter Break					
	School resumes 1/4/2016					

January 2016

Sun	Mon	Tue	Wed	Thu	Fri	Sat
	C	D	A	B	C	
	D	A	B	C	D	
	Mid-Winter Break	A	B	C	D	
	A	B	C	D	A	

February 2016

Sun	Mon	Tue	Wed	Thu	Fri	Sat
	B	C	D	A	B	
	C	D	A	B	C	
	Mid-Winter Break					
	D	A	B	C	D	
	A					

March 2016

Sun	Mon	Tue	Wed	Thu	Fri	Sat
		B	C	D	A	
	B	C	D	A	B	
	C	D	A	B	C	
	D	A	B	C	D	
	Spring Break					

April 2016

Sun	Mon	Tue	Wed	Thu	Fri	Sat
	D	A	B	C	D	
	A	B	C	D	A	
	B	C	D	A	B	
	C	D	A	B	C	

May 2016

Sun	Mon	Tue	Wed	Thu	Fri	Sat
	D	A	B	C	D	
	A	B	C	D	A	
	B	C	D	A	B	
	C	D	A	B	C	
	D					

June 2016

Sun	Mon	Tue	Wed	Thu	Fri	Sat
			A	B	C	
	D	A	B	C	D	
	A	B	C	D	A	
			PM Day Off	PM Day Off	PM Day Off	

Technology in First Grade

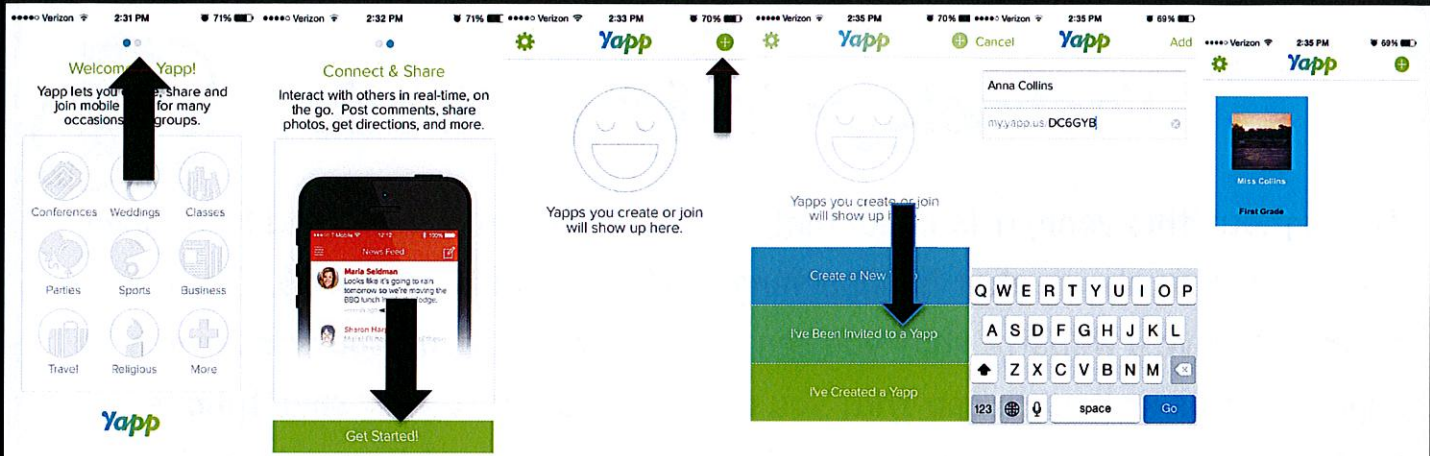


Throughout this year, it is important for us to stay in contact and have open communication about what is happening at Mason and in room 206. To help do that I have a website that you can access information about classroom happenings as well as an app that you can download onto your smartphone that will provide alerts and notifications about important happenings. Please read the below information to help you get started and stay connected!

YAPP APP:

- **Directions:**

1. Go to your App Store on your smartphone and download the app "yapp". You can do this on a tablet as well.
2. Open the app once it is downloaded. If it asks to "allow push notifications" click "ok". This will allow you to see updates that I make.
3. Yapp will open to a welcome screen where there are different categories listed. Swipe left to the second page and click on the green "get started". A box will pop up and say, "yapp contains yapps you've created and those created by others." Click on the dark green tab that says "I've been invited a Yapp."
4. The app MAY close out/navigate to your browser app... THAT IS OKAY! If this happens it will ask you "Open this page in Yapp?" click "open". It will redirect you back to the app with a smiley face that says "Yapps you create or join will show up here."
4. Click on the small green "plus" sign in the upper right hand corner and select "I've been invited to a Yapp" (yes, again!). You need to type in your full name (ex. Anna Collins) and then enter the code **MB9UNX.**
5. Open the yapp box called Miss Collins First Grade.



- **Cool features:**

- Newsfeed that tells you updates daily from me.
- Newsfeed that allows me and all parents in our classroom to upload pictures of our class at holiday parties, field trips, compliments parties, etc.
- An updated schedule of Mason and Classroom events.
- Weekly Curriculum Happenings (Spelling Words)
- My contact information at your fingertips!

Other:

- Throughout the school year students will have the opportunity to work with the i-Pads and on the computers to assist their learning both at school and at home. Please look for logins, passwords and general information about the technology we are using both in school and at home throughout the year.

Thank you for your support!

Anna Collins

MASON SCHOOL VISITOR POLICY

It is important to Mason School that we provide a safe environment for our children, however, we would like to retain a warm, inviting atmosphere for our parents. We want to encourage parents to volunteer in our school, while at the same time, keeping track of all visitors to our building. To meet both objectives, we have formulated a visitor policy. Please help us by following these guidelines:

- 1. All doors are locked between 8:30 am and 3:38 pm. Please use the buzzer system at the front and receiving room doors to enter the building.**
- 2. All visitors to the school must check in to the office. This includes parent volunteers, contractors, and other service personnel. At the office, the visitor will sign the log and receive a pass.**
- 3. Please do not be offended if school staff ask for your visitor pass, this is for your child's safety.**
- 4. If you need to deliver items to your child, such as lunches, homework, musical instruments, etc., please deliver to the office. We want to keep classroom disruptions to a minimum. Please do not go to your child's locker or disturb the class. All messages will be delivered at 11:20 or 3:20.**
- 5. When your child has an early dismissal, please come directly to the office. We will call your child to come down to the office. Teachers have been instructed not to release children directly from the classroom, but to wait for a call from the office.**

**Mason Elementary School
Classroom Volunteer Guidelines and Code of Ethics**

Welcome Classroom Volunteers! You provide a valuable service to Mason teachers and students. We appreciate the time, effort, and care you provide in our classroom.

Code of Ethics for Volunteers

1. Classroom and student work is always confidential. Please don't discuss student problems with anyone except the teacher.
2. Do not compare students within the classroom or school.
3. Since there are as many different methods of teaching as there are teachers, please do not compare different methods of teaching. There is no one best way to do anything.
4. Work positively for the good of the school. Comments and concerns should be directed only to the supervising teacher or to the building principal.

I agree to abide by the "Volunteer Code of Ethics".

Volunteer's Signature

Date

Print Name

Date

Parent Classroom Volunteer

Your Name _____

During the time you are here, you may be working with small groups of children completing reading, writing or math assignments, placing educational games, or assisting in completion of classroom tasks (such as assembling journals, displaying children's work, etc.)

I can come in:

1. _____ Weekly
2. _____ I am not able to come in, but I am willing to trace patterns, cut paper or cut out laminated items at home.

Circle:

1. AM / PM / Either

