

Homework Packet #11

Week of: 2/1/16

Check off the box to show you have finished an assignment.



Reading:

- Reading 10 or more minutes a night (read to someone, with someone, or by yourself).
- Read the story: Scruffy is in the House
 - **Reading Skill:** Reading Conversation/Dialogue
 - When reading at home please be on a "Word Hunt" and see if you & your child can find compound words, "Sparkle Word", & contractions.



Writing:

- Handwriting: Practice writing the words **November** and **December** (one time). Write the capital "L" and lowercase "l", number "12" and "twelve" (as many times as you can neatly).
- Write a sentence or two about what you did over the weekend using past and present sight words and ear spelling. Try to draw a detailed picture that matches your writing using pencil and/or crayons.
- Sight Words: practicing tracing one time, then write three times in space next to the word. Choose activity of choice to practice sight words for test.
- **Test Friday morning on five sight words: went, got, will, were, play unless otherwise noted in your child's HW packet. Challenge Words: glide, thrilling, bob, tug.**



Math:

Please always **disregard any "home requests"** that may be written at the top of the Home-links math papers in the **Family Note Box**. (such as items or materials like coins, newspapers, etc. that they sometimes request to be brought in to school)

- Home-links: Please always keep the **Family Unit Letters!** It contains all the answers for Unit homework.
- This week's Home-Links: 5-10, 5-11, math worksheets that are attached.
- Fact Practice on your home computers. Addition and subtraction.



Other: Jet's Pizza field trip is on Tuesday! Please make sure to dress appropriately for the weather! Your child does not need to bring a lunch to school since we will have pizza! Please remember snacks! Work on V-Day boxes!



Name & student # (turn in Friday) _____ # _____
Parent Signature (Please check over your child's work!) _____

Parents, For Your Information: 87 words, 8 new words—
bark, bow-wow, says, me, meow, loud, be, outside

LISTEN to your
child read this
story aloud.



Scruffy is in the house

Scruffy likes to play with
Sam. He runs to Sam to
play. Scruffy will bark.

"Bow-wow," says Scruffy.

"Come and play with me."


"Meow," says Sam. "I
like to sleep."



Scruffy will run and bark.
He will jump up and down.
He will run in the house.

"Meow," says Sam. "I
will sleep all day."

Scruffy jumps up. He
looks down. Then there is
noise. It is a loud noise.
Sam cannot sleep!



Scruffy must go out.
He cannot be in the house.
He can play outside.



Skill

Reading Conversation/Dialogue

Dear Parents,

This story may be one of the first experiences your child has reading dialogue. There are several things that make this kind of reading difficult for children. They see numerous paragraphs, each with many commas and quotation marks. Also, the sentences are broken up with phrases like "said Sam." All of this can initially prove challenging to a beginning reader. Your child may need to read this story several times to understand the change in speakers. If he or she is still having difficulty, take turns reading—you read Sam's part and let your child read Scruffy's part, and then switch roles.

We completed this assignment together.

(Child's Signature)

(Parent's Signature)

The Questions



Write one thing that Sam says to Scruffy after he says "Meow." Don't forget to add quotation marks and ending punctuation.

"Meow," says Sam. _____

Write what Scruffy says to Sam after he says "Bow-wow." Don't forget to add quotation marks and ending punctuation.

"Bow-wow," says Scruffy. _____

Print Handwriting Practice

Name: _____

Date: _____

November

December

L

l

12

twelve

weekend news



name _____



Handwriting practice lines consisting of solid top and bottom lines with a dashed middle line. There are four sets of these lines provided for writing.

2017 12 20

Handwriting practice lines consisting of 15 sets of three horizontal lines: a solid top line, a dashed middle line, and a solid bottom line.

Student Name: _____

Sight Word Handwriting Practice

best

goat

start

water

seven

Spelling Practice

Choose three of your favorite spelling practice strategies to study this week's spelling words! Check off the boxes when you complete them.



Hula: Move your hips like you are a hula dancer each time you say a letter.



Up to Bat: Act like you are swinging a bat for each letter of the word.



Shooting Hoops: Shoot a each letter like you would a basketball.



Little Birdie: Hold your arms to the side and flap them up and down as you say each letter.




Frisbee Fun: Act like you are throwing a Frisbee for each letter of the word.



Disco Night: Move your arms up and down disco style as you say each letter.



Jumping Jacks: Do a jumping jack as you say each letter in the word.



Volcano: As you say each letter get louder and louder.

HOME LINK
5•10

Turn-Around Dice

**Family Note**


Turn-around addition facts are pairs of facts in which the numbers being added are the same. Turn-around facts have the same sum. For example, $2 + 3 = 5$ and $3 + 2 = 5$ are turn-around facts. Knowing about turn-around facts cuts down on the number of facts that have to be memorized: If you know a fact, you also know its turn-around fact.

Please return this Home Link to school tomorrow.

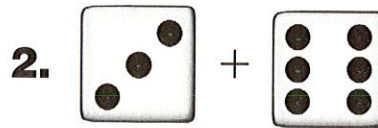
Find the total number of dots on the dice.
Use turn-around facts to help you.

Unit

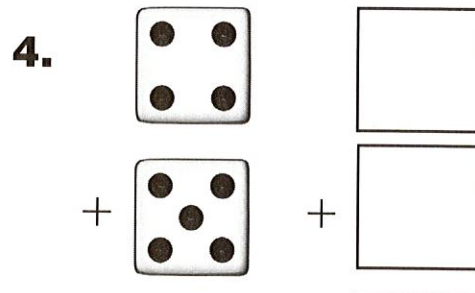
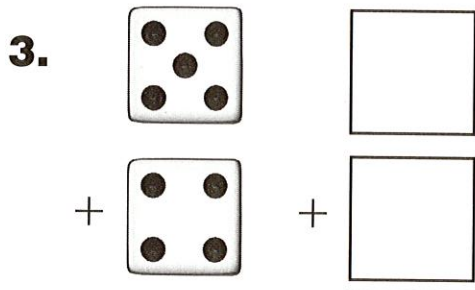
dice dots



$$\underline{\quad} + \underline{\quad} = \underline{\quad}$$



$$\underline{\quad} + \underline{\quad} = \underline{\quad}$$

**Practice**

Solve the riddles.

5. 2 and 4 = _____

6. 4 and 7 = _____

HOME LINK
5•11**Adding 0 and 1**

Family Note Give your child several 1-digit, 2-digit, and 3-digit numbers. Ask him or her to add 0 and 1 to each number.

Include numbers with 9 in the ones place like 9, 49, 79, 129, 359, and 789.
Also use 0 in the tens and ones places, like in 208 and 320.

Please return this Home Link to school tomorrow.

Record your answers in the table below.

1. Ask someone at home to say a 1-digit number; for example, 7. Add 0 to the number and give the answer. Then add 1 to the number and give the answer.
2. Have someone say a 2-digit number. Repeat with a 3-digit number.

Example: $25 + 0 = 25$ $25 + 1 = 26$

Number Models

	Number	+0	+1
Example	25	$25 + 0 = 25$	$25 + 1 = 26$
1-digit number			
2-digit number			
3-digit number			

Practice

Write $<$, $>$, or $=$.

3. 19 _____ 21 **4.** 10 _____ 4 **5.** 2 _____ 11 **6.** 0 _____ 0

Name: _____

Directions: Solve and write the sum. Color all of the hats with odd numbers blue and the hats with even numbers purple.

$$\begin{array}{c} \text{3} \\ \text{+} \\ \text{4} \\ \text{=} \end{array}$$

$$\begin{array}{c} \text{1} \\ \text{+} \\ \text{7} \\ \text{=} \end{array}$$

$$\begin{array}{c} \text{5} \\ \text{+} \\ \text{6} \\ \text{=} \end{array}$$

$$\begin{array}{c} \text{8} \\ \text{+} \\ \text{2} \\ \text{=} \end{array}$$

$$\begin{array}{c} \text{10} \\ \text{+} \\ \text{3} \\ \text{=} \end{array}$$

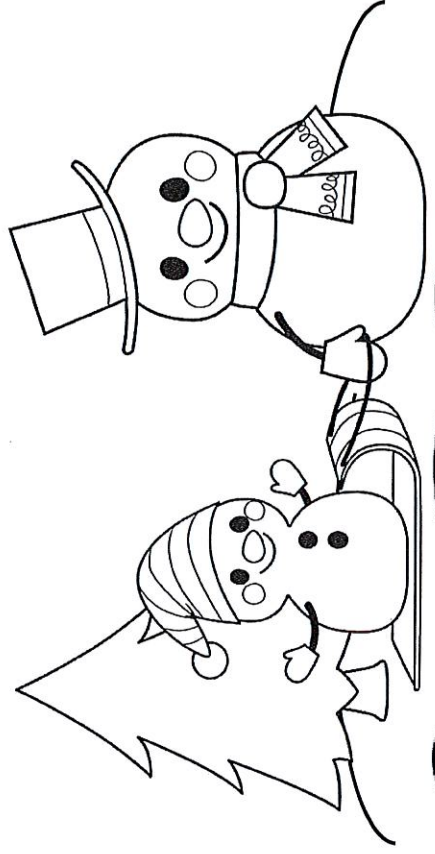
$$\begin{array}{c} \text{9} \\ \text{+} \\ \text{5} \\ \text{=} \end{array}$$

$$\begin{array}{c} \text{9} \\ \text{+} \\ \text{2} \\ \text{=} \end{array}$$

$$\begin{array}{c} \text{4} \\ \text{+} \\ \text{8} \\ \text{=} \end{array}$$

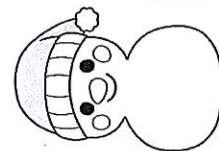
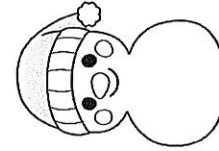
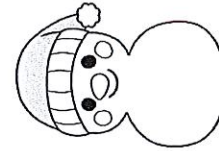
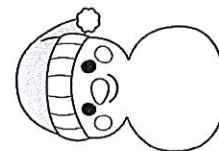
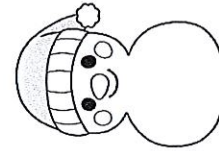
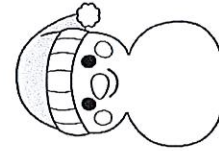
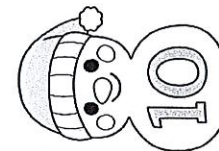
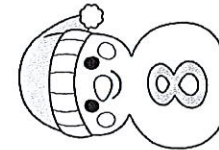

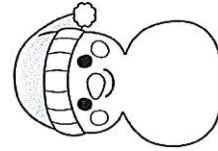
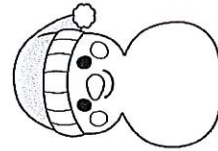


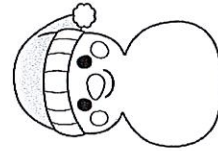
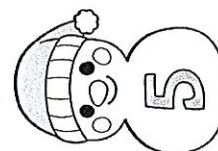

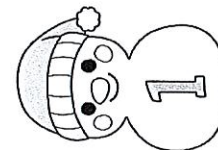

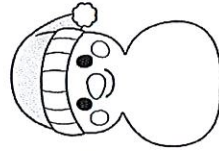
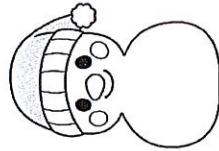


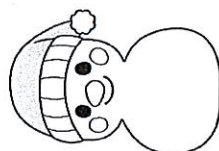


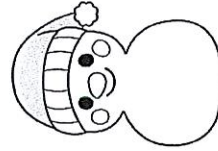
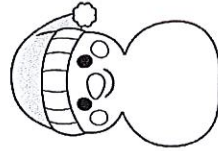

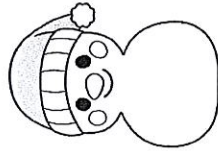


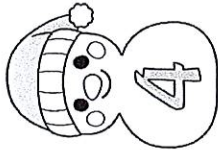
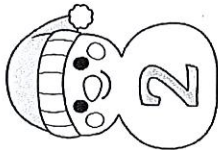
$$\begin{array}{c} \text{6} \\ \text{+} \\ \text{3} \\ \text{=} \end{array}$$

$$\begin{array}{c} \text{7} \\ \text{+} \\ \text{5} \\ \text{=} \end{array}$$



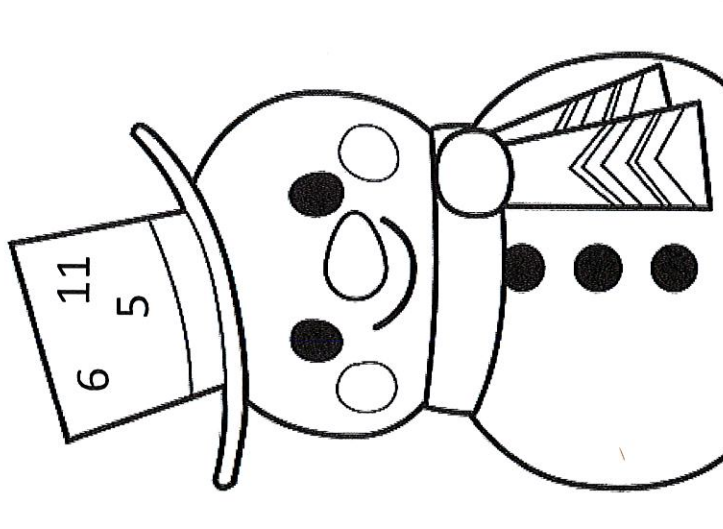
Directions: Fill in the missing numbers to complete the pattern.

Name: _____

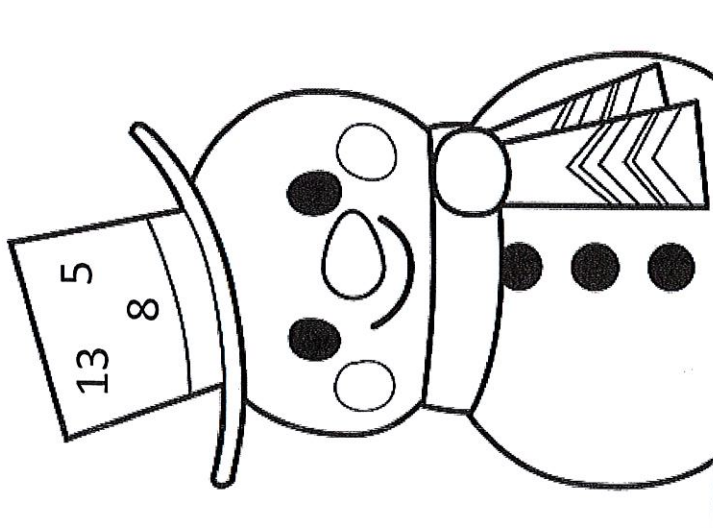


Name: _____

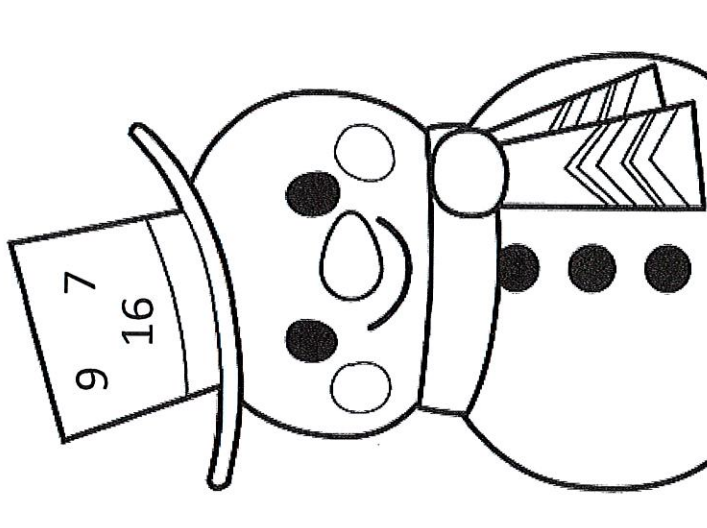
Directions: Use the numbers on the snowmen's hats to make a fact family.



A snowman wearing a top hat with the numbers 6, 11, and 5. To its right is a large circle containing four math equations for a fact family:

$$\begin{array}{r} + \\ - \\ = \end{array}$$
$$\begin{array}{r} + \\ - \\ = \end{array}$$
$$\begin{array}{r} - \\ - \\ = \end{array}$$
$$\begin{array}{r} - \\ - \\ = \end{array}$$


A snowman wearing a top hat with the numbers 13, 5, and 8. To its right is a large circle containing four math equations for a fact family:

$$\begin{array}{r} + \\ - \\ = \end{array}$$
$$\begin{array}{r} + \\ - \\ = \end{array}$$
$$\begin{array}{r} - \\ - \\ = \end{array}$$
$$\begin{array}{r} - \\ - \\ = \end{array}$$


A snowman wearing a top hat with the numbers 9, 7, and 16. To its right is a large circle containing four math equations for a fact family:

$$\begin{array}{r} + \\ - \\ = \end{array}$$
$$\begin{array}{r} + \\ - \\ = \end{array}$$
$$\begin{array}{r} - \\ - \\ = \end{array}$$
$$\begin{array}{r} - \\ - \\ = \end{array}$$

