

# Homework Packet #3

Week of: 10/26/15

Check off the box to show you have finished an assignment.



## Reading:

- Reading 10 or more minutes a night (read to someone, with someone, or by yourself).
- Read the story Something New
  - Reading Skill: **Changing voice inflection; using question/exclamation marks.**
  - A compound word is when two separate words on their own come together to make a whole new word! Ex. Scare and crow. Put them together and you get scarecrow.

*Halloween Fun: Reading & writing paper (front & back)*



## Writing:

- Handwriting: Practice writing the words Wednesday and Thursday (two times). Write the capital "D" and lowercase "d", number 4 and "four" (as many times as you can neatly).
- Write a sentence or two about what you did over the weekend using past and present sight words and ear spelling. Try to draw a detailed picture that matches your writing using pencil and/or crayons.
- Sight Words: practicing tracing one time, then write three times in space next to the word. Choose activity of choice to practice sight words for test.
- Test on these five words: **you, her, my, him, I**, on **THURSDAY 10/29**. (Due to parties)



## Math:

Please always **disregard any "home requests"** that may be written at the top of the Home-links math papers in the **Family Note Box**. (such as items or materials like coins, newspapers, etc. that they sometimes request to be brought in to school)

- Home-links: **Please always keep the Family Unit Letters! It contains all the answers for Unit homework.**
- This week **NO Home-Links**: See attached math worksheets. **Focus on:** Addition, counting by 2's, 5's, 10's, writing numbers neatly, counting/writing tally marks.



Other: Please remember that the weather is constantly changing in MI. Your children need to wear hats & gloves during outdoor play times when it is cold outside. Children must wear coats unless it is over 60 degrees. It would be helpful to check the temperature each morning so that your children are appropriately dressed. Please also help your child learn how to zip/button and tie their own coats, shoes and boots if they are unable to. Thanks for your support!

*Halloween donations can be sent in at any time, except for refrigerated items! Bring day of!*



Name & student # (turn in Friday) \_\_\_\_\_ # \_\_\_\_\_



Parent Signature (Please check work!) \_\_\_\_\_



LISTEN to your  
child read this  
story aloud.


# Something new

Sam will go out.  
Sam will run. It is  
something new.  
He will go up:



Sam will look down.  
What will Sam do?  
Sam will jump.

He will jump down.  
LOOK! Sam will RUN!



Dear Parents,

As your child reads this story out loud to you, listen carefully for any voice inflections. The voice should go up slightly when there is a question and should show some excitement when there is an exclamation mark. Attention to changes in voice inflection and to punctuation are evidence of comprehension of the story line. If your child does not notice these things at first, try reading the story together. As you read together, make the appropriate changes in your own voice. Then see if your child will imitate you as you read through the story a third time.

Skill

Changing Voice Inflection  
Using Question/Exclamation Marks

We completed this assignment together.

\_\_\_\_\_  
(Child's Signature)

\_\_\_\_\_  
(Parent's Signature)

## The Questions



Using a red crayon or marker, help your child add the correct ending punctuation to the following sentences:

Sam will go to the water


What will Sam do

Sam will see a cat

Sam is scared

Will Sam look down

Sam will run and run and run



Name \_\_\_\_\_

## Halloween Fun

What are you going to be for Halloween? \_\_\_\_\_

Write down four words that describe your costume

Draw a Picture of Your Costume

Who are you going to go trick-o-treating with?





Draw a picture of who you are going trick-o-treating with.

What kind of candy do you hope to get? \_\_\_\_\_

Draw a picture of the candy you hope to get?

Are you going to share your candy with *your teacher?*



Practice writing:

Wednesday

Thursday

D

d

H

four

# weekend news



name \_\_\_\_\_



Handwriting practice lines consisting of solid top and bottom lines with a dashed middle line. There are four sets of these lines provided for writing.



Name: \_\_\_\_\_

Date: \_\_\_\_\_

SpellingCity.com

you

her

my

him

I

# Practice Activities for Spelling Test

## S P E L L I N G

Choose and do **four** of the five activities listed below. Check them off by writing in Mon. - Tues. - Wed. - Thurs. - Fri. - Sat. or Sun. on the day you did the activity. Ask someone at home to sign.

- Clap, Cheer, and make motions up for the spelling words. Practice your routine five times for each word.

- Put each word in a sentence. Tell your sentence to someone or write your sentence down on scrap paper and leave it at home.

- Put the words in ABC order. Keep at home.

- Write the words in Bubble Letters (draw the shapes around the letters) or Rainbow Write (write each letter in a different color).


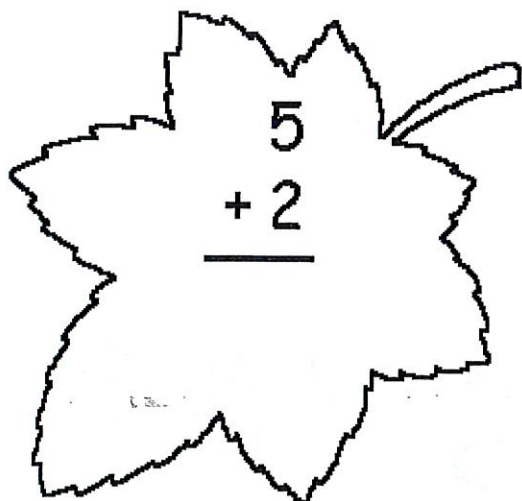



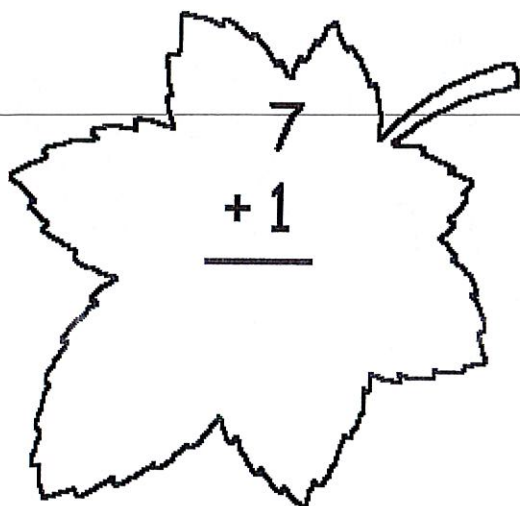
- Be a "Word Detective" and find the words in a book you are reading.



Parent Signature (Please check work!) \_\_\_\_\_

Name: \_\_\_\_\_

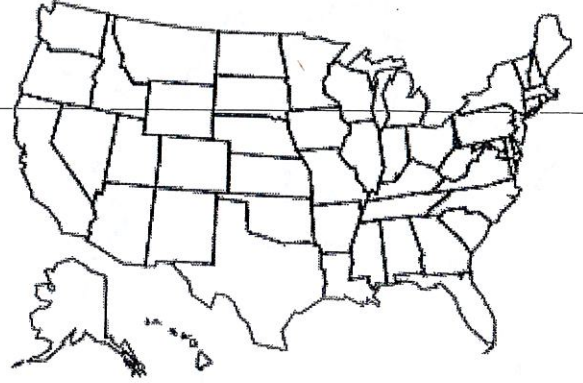
Add the numbers in each leaf.



Name: \_\_\_\_\_

$2 + 8 =$

$10 + 8 =$



$2 + 2 =$

$5 + 7 =$

$0 + 5 =$

$7 + 2 =$

$2 + 10 =$

$10 + 8 =$

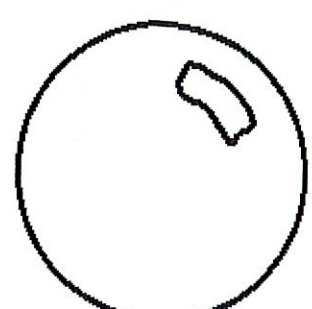
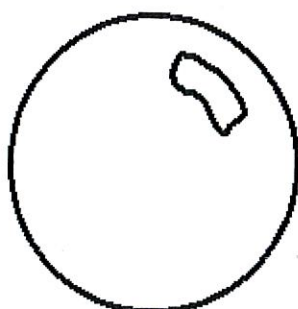
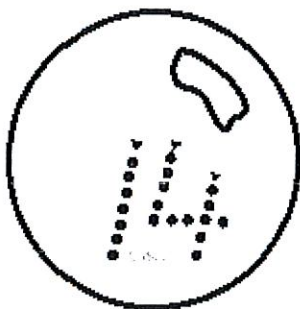
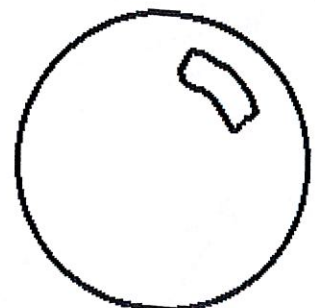
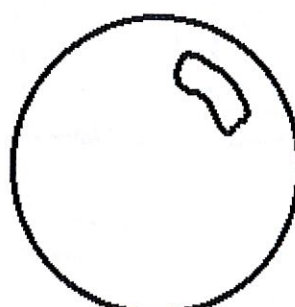
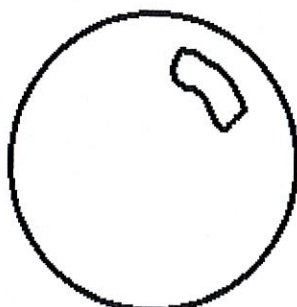
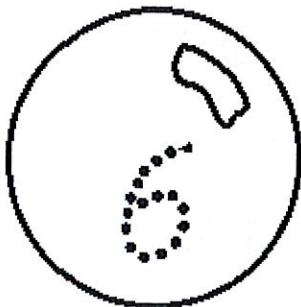
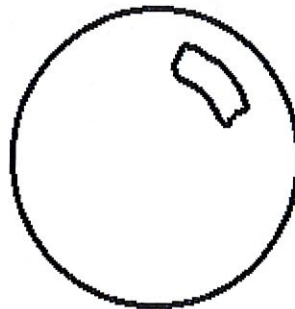

$0 + 5 =$

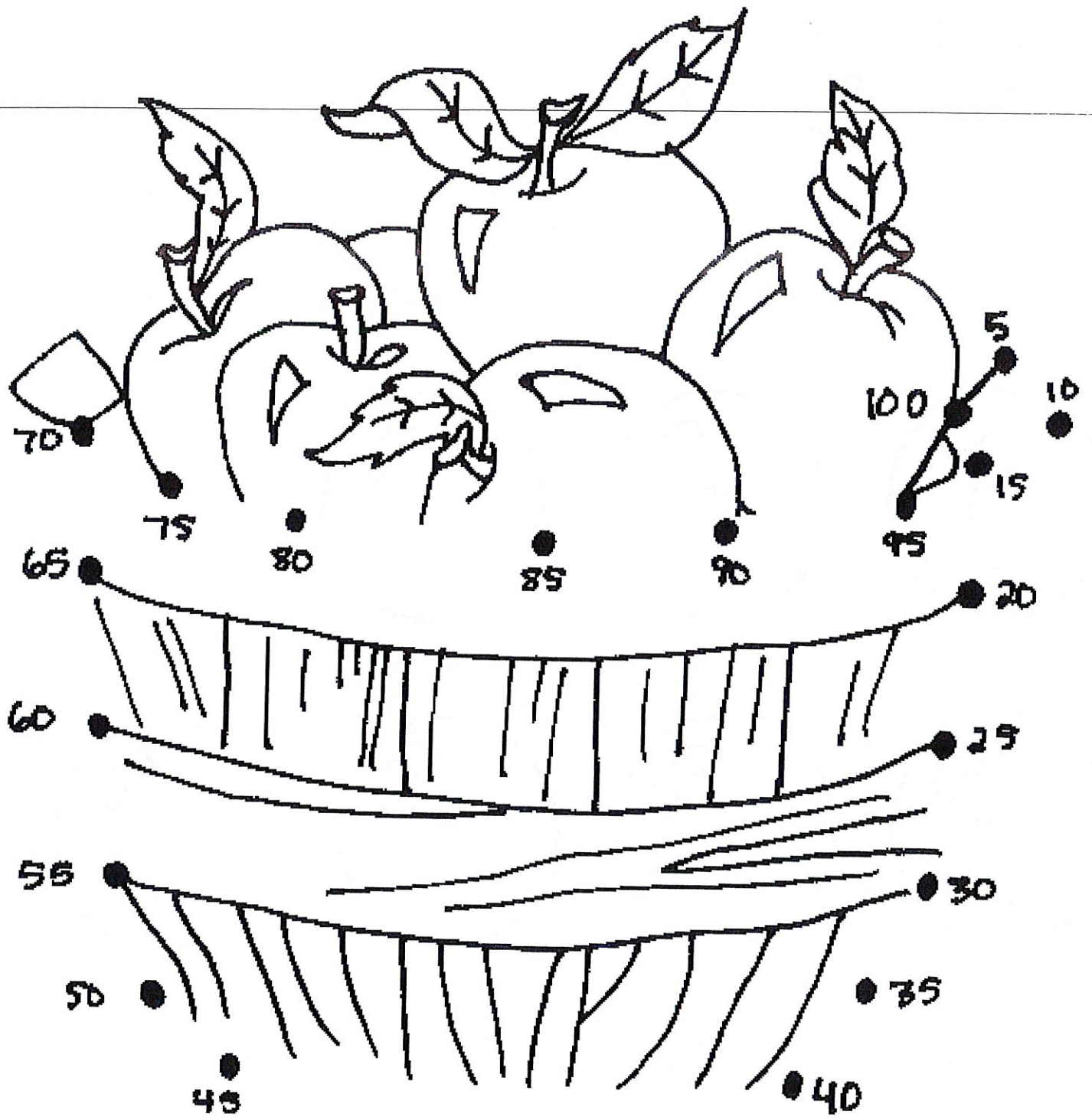
$0 + 7 =$

0 1 2 3 4 5 6 7 8 9

Name: \_\_\_\_\_

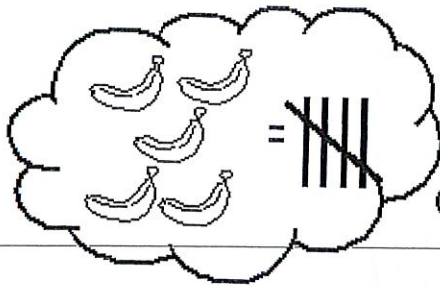
Count to 20  
by twos.







Name: \_\_\_\_\_




Count the bananas.  
Tally them on the  
blanks beside.



		_____ _____
		_____ _____
		_____ _____







Name: \_\_\_\_\_



$$3 + 1 = \underline{\quad}$$

$$6 + 0 = \underline{\quad}$$

$$4 + 1 = \underline{\quad}$$

$$4 + 2 = \underline{\quad}$$

$$0 + 2 = \underline{\quad}$$

$$3 + 3 = \underline{\quad}$$

