

Homework Packet #7

Week of: 12/14/15

Check off the box to show you have finished an assignment.

Reading:

- Reading 10 or more minutes a night (read to someone, with someone, or by yourself).
- Read the story Sam wants to play
 - **Reading Skill: Sequencing Events**
- The students have been hunting for their reading tricks while reading independently. The whiney team "OU." When these letters are next to each other they make the "ou" sound like when you say "OUCH!" The Vowel Team Rule "when two vowels go walking the 1st one does the talking, and the 2nd one keeps on walking!" Ex. TEAM (you don't hear the "A" sound because the "E's" talking so loudly! The letters "TH" together are called the "Rude Team" because you stick out your tongue when you make the sound! Don't forget Spy Y (words that end with an "e" and Shy Buddies too! (Kn, Wr, mb).



Writing:

- **Handwriting:** Practice writing the words March & April (one time). Write the capital "H" and lowercase "h", number 8 and "eight" (as many times as you can neatly).
- Write a sentence or two about what you did over the weekend using past and present sight words and ear spelling. Try to draw a detailed picture that matches your writing using pencil and/or crayons.
- **Sight Words:** practicing tracing one time, then write three times in space next to the word. Choose activity of choice to practice sight words for test.
- Test on these five words: **was, she, said, but, look**, on Friday 12/18. The tests will be ONLY on the five sight words for that week. Challenge words: Miserable, possession, humorous, beam. (Children know if they are choosing these words).



Math:

Please always disregard any "home requests" that may be written at the top of the Home-links math papers in the **Family Note Box**. (such as items or materials like coins, newspapers, etc. that they sometimes request to be brought in to school)

- Home-links: Please always keep the Family Unit Letters! It contains all the answers for Unit homework.
- This week's Home-Links: 3-11, 3-12, 3-13



Other: There will be NO HOMEWORK over the holiday break! Enjoy time with your family and friends!! Have a wonderful Christmas and Happy New Year! See you in 2016!!




Name & student # (turn in Friday) _____ # _____
Parent Signature (Please check work!) _____



Parents, For Your Information: 67 words, 3 new words—
they, stop, around



LISTEN to your
child read this
story aloud.

Sam wants to play



Sam and Scruffy are friends. They will run. They will play. Scruffy will stop. Sam will not stop. Sam will go up. He will go down.

Sam will play with Scruffy. Scruffy will not play with Sam. Sam will go around and around. He will go in and out. Scruffy will look at Sam.



Scruffy will go in. He will not play with Sam. Sam will sleep.



Dear Parents,

We may think that students can easily retell events in chronological order, but that is quite often not the case. Remember to ask your child to tell you what happened at school, at Grandma's, or at a birthday party and see if he or she can recount the events in the correct order. You can help your child become a better reader by having him or her recall facts or events in the order in which they occurred.

Skill

Sequencing Events

We completed this assignment together.

(Child's Signature)

(Parent's Signature)

The Questions



Help your child read this question and write one- or two-word answers. What are all the things that Sam does? Write them in the correct order.

1. _____
2. _____
3. _____
4. _____
5. _____
6. _____
7. _____

Print Handwriting Practice

Name: _____ Date: _____

March

April

H

h

8

eight

weekend news



name _____



Handwriting practice lines consisting of solid top and bottom lines with a dashed middle line. There are seven sets of these lines provided for writing.

Student Name: _____

Sight Words Handwriting Practice

1. top

2. the

3. so

4. it

5. to

Practice Activities for Spelling Test



Choose and do four of the five activities listed below. Check them off by writing in Mon. - Tues. - Wed. - Thurs. - Fri. - Sat. or Sun. on the day you did the activity. Ask someone at home to sign.

■ Clap, Cheer, and make motions up for the spelling words. Practice your routine five times for each word.

■ Put each word in a sentence. Tell your sentence to someone or write your sentence down on scrap paper and leave it at home.

■ Put the words in ABC order. Keep at home.

■ Write the words in Bubble Letters (draw the shapes around the letters) or Rainbow Write (write each letter in a different color).

■ Be a "Word Detective" and find the words in a book you are reading.



Parent Signature (Please check work!) _____




HOME LINK
3•11

Coin Exchanges



Family Note First graders do not always know how to represent a given amount of money with the fewest number of coins. At this stage, it is important that your child understands that 5 pennies can be exchanged for 1 nickel and that 10 pennies can be exchanged for 2 nickels or 1 dime.

Please return this Home Link to school tomorrow.

 1 cent 1¢ (P)	 5 cents 5¢ (N)	 10 cents 10¢ (D)
--	---	---

1. Tell or show someone at home how many dimes you get for 4 nickels.

Show each amount below using the fewest coins. Use (P), (N), and (D).

(*Hint: Exchange pennies for nickels and nickels for dimes.*) Then write how much the coins are worth.

Example: (P)(P)(P)(P)(P)(P) is the same as (N)(P).

This is 6 cents.

2. (P)(P)(P)(P)(P)(P)(P)(P)(P)(P) is the same as _____.

This is _____ cents.



3. (P)(P)(P)(P)(P)(P)(P)(P)(P)(P)(P)(P) is the same

as _____.

This is _____ cents.

4. (N)(P)(P)(P)(P)(P)(P)(P)(P)(P) is the same

as _____.

This is _____ cents.

5. (N)(N)(N)(P)(P)(P)(P)(P)(P)(P)(P)(P)(P) is the

same as _____.

This is _____ cents.

6. (N)(P)(N)(P)(N)(P)(P)(P) is the same as _____.

This is _____ cents.

Practice

Fill in the missing numbers.

7. 10, 20, _____, _____, 50, _____, _____, _____

HOME LINK
3·12

Counting Coins



Family Note We have counted combinations of pennies, nickels, and dimes. We are also using dollars-and-cents notation, for example, \$0.52. Help your child with the problems on this page. If your child has trouble recording the amounts in dollars-and-cents notation, don't worry—this is a skill we will continue to work on throughout the year.

Please return this Home Link to school tomorrow.



1 cent 1¢

\$0.01

(P)



5 cents 5¢

\$0.05

(N)



10 cents 10¢

\$0.10

(D)

How much money? Write each answer in cents and in dollars-and-cents.

1. (D) (N) (N) (N) _____ ¢ or \$ _____

2. (D) (D) (N) (N) (N) (N) (N) _____ ¢ or \$ _____

3. (D) (N) (N) (P) (P) (P) _____ ¢ or \$ _____

4. (D) (D) (N) (N) (N) (P) (P) _____ ¢ or \$ _____

Practice

5. Write 4 even numbers.

HOME LINK
3•13

Favorite Colors



Family Note Today we made a line plot for our class like the one below. At this time, your child should begin to see that the tallest column shows the color chosen by the greatest number of people and the shortest column shows the color chosen by the fewest number of people.

Please return this Home Link to school tomorrow.

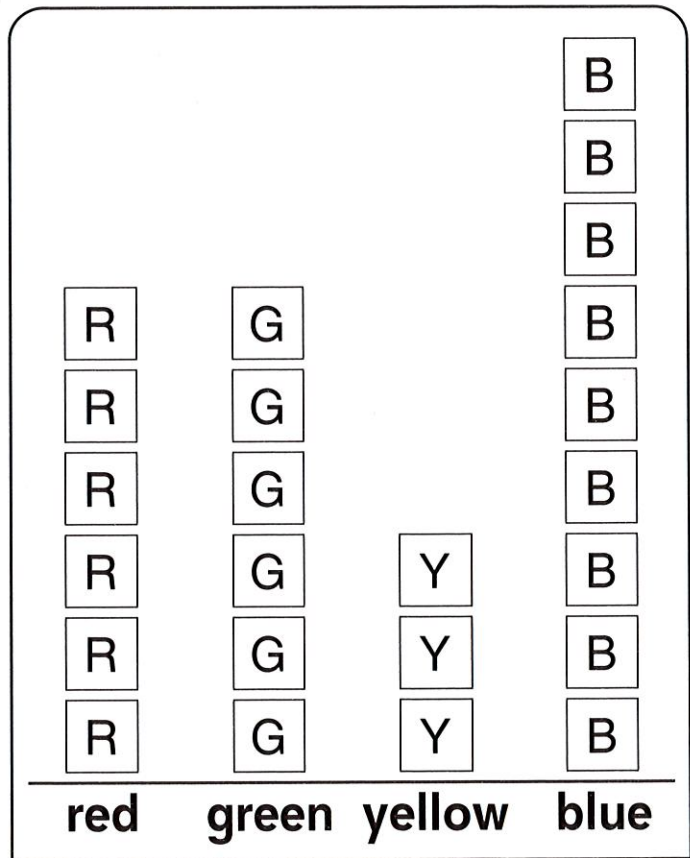
1. Tell someone at home about the line plot your class made today.

2. In Keisha's class, children made a line plot for their favorite colors.

a. What was their **favorite** color?

b. What was their **least favorite** color?

Favorite Colors



Practice

3. How much money?

(D) (P) (P) (P) _____ ¢

